



## **Appendix 4**

**This appendix was part of the submitted manuscript and has been peer reviewed.  
It is posted as supplied by the authors.**

Appendix to: Aroll B, Wallace H, Mount V, et al. A systematic review and meta-analysis of treatments for acrophobia. *Med J Aust* 2017; 206: 263-267. doi: 10.5694/16.00540.

## Appendix 4: Figures 2-10 with tables

Figure 2: In-vivo exposure vs control. Post-test acrophobia questionnaire (AQ)

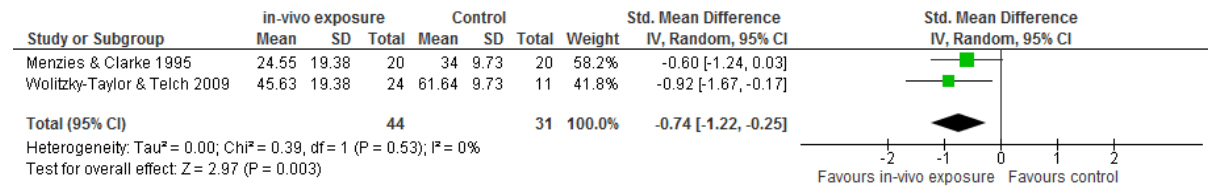


Figure 3: In-vivo exposure vs control. Follow up acrophobia questionnaire

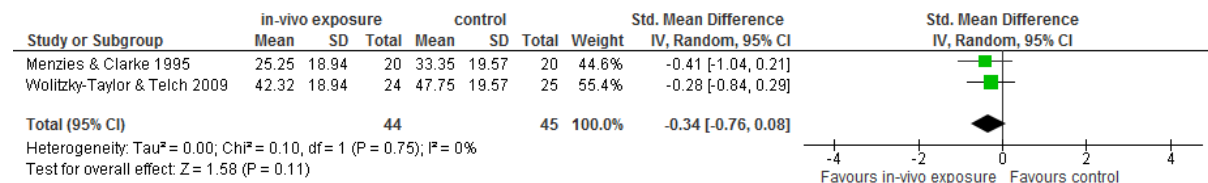


Figure 4 In-vivo exposure vs control. Follow up anxiety during behavioural avoidance test (BAT)

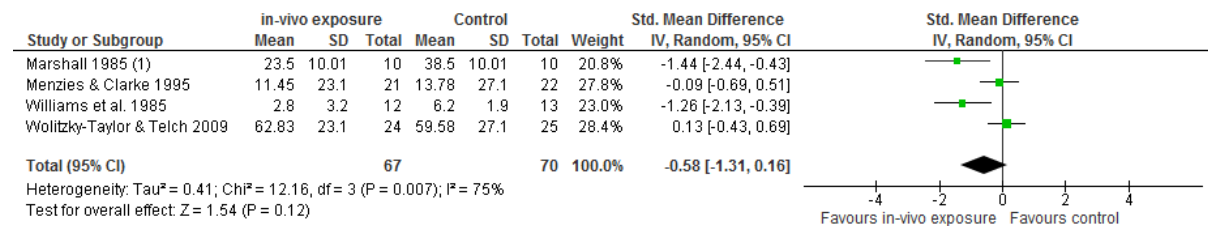


Figure 5. In-vivo exposure vs control. Post-test anxiety during BAT

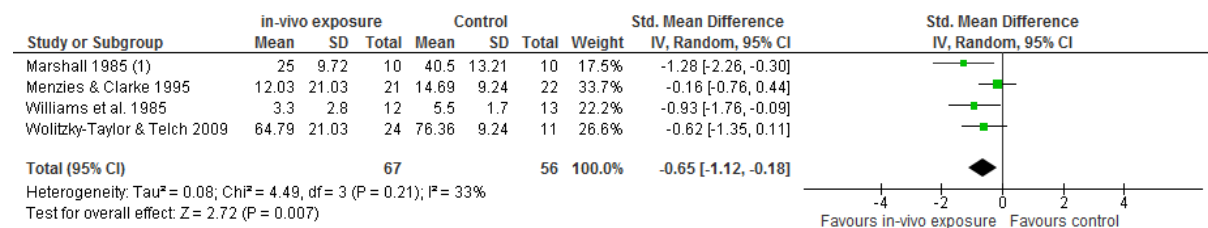


Figure 6. Virtual reality exposure vs Wait-list control (WLC). Post-test AQ anxiety sub-scale

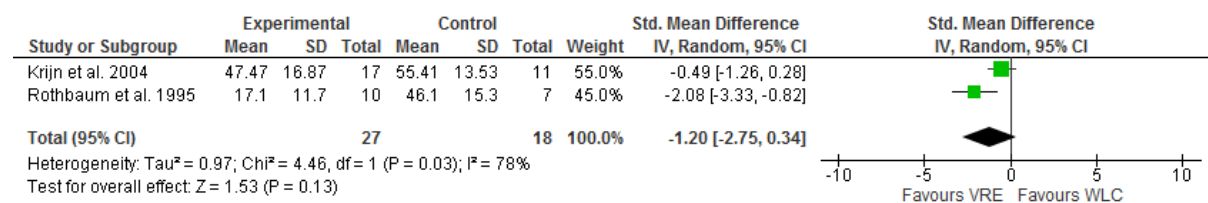


Figure 7. Virtual reality exposure vs WLC. Post-test AQ avoidance sub scale

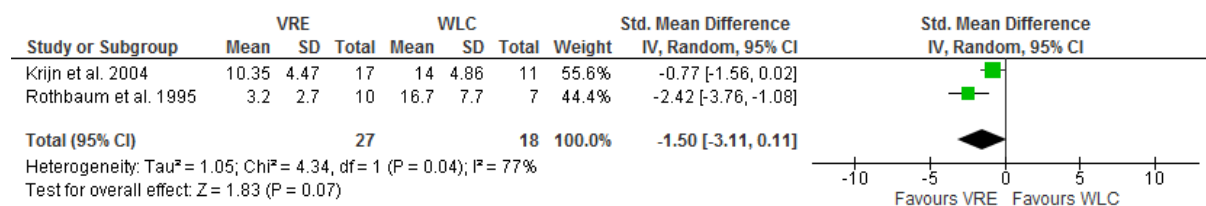


Figure 8. Virtual reality exposure vs WLC. Attitudes Towards Heights Questionnaire (ATHQ)

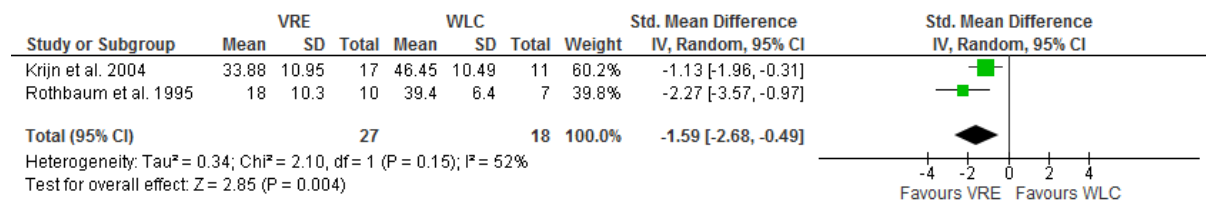


Figure 9 . Desensitisation vs WLC. Post-test AQ anxiety sub-scale

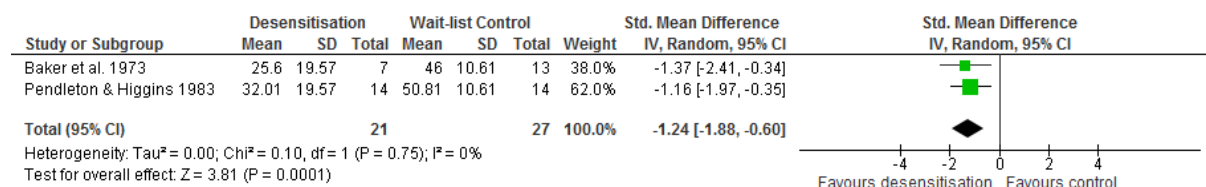


Figure 10. Desensitisation vs WLC. Post-test AQ avoidance sub scale

